

### As the Graduate/Professional student borrower you will need...

- Applicant's Department of Education issued FSA ID (the same FSA ID used for the FAFSA). Go to <https://studentaid.gov/fsa-id/sign-in/landing> to retrieve your FSA ID immediately if you have forgotten, or to apply for an FSA ID.
- Your social security number, date of birth, and driver's license number.
- Two personal references (full name, address, and telephone number) whom you have known for at least three years. Each reference provided must reside at different U.S. address from each other and from the student.
- **Approximately 30 minutes to complete.**
- To know what amount, you want to borrow.

#### Helpful Hint:

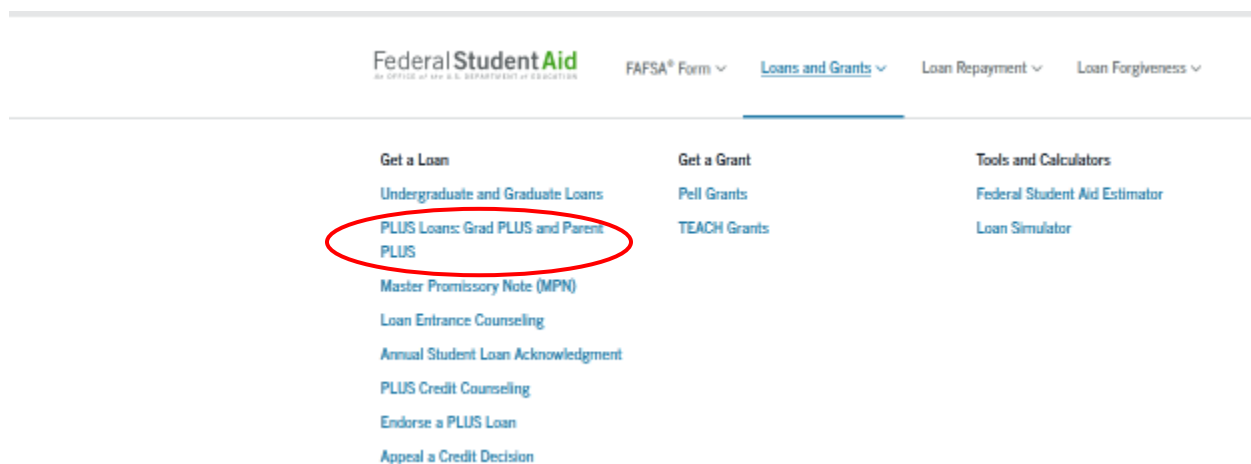
Complete our "[Cost of Attendance Worksheet](#)" to determine your total yearly loan amount to request.

Log-In

• [studentaid.gov](https://studentaid.gov)

In the middle of the screen click on the  login button to sign in using your FSA ID.

Once you have confirmed your personal information, select what you would like to do by hovering on "**Loans and Grants**" and click on "**PLUS Loans: Grad PLUS and Parent PLUS**"



Federal Student Aid  
an OFFICE of the U.S. DEPARTMENT of EDUCATION

FAFSA® Form ▾ Loans and Grants ▾ Loan Repayment ▾ Loan Forgiveness ▾

- Get a Loan
  - Undergraduate and Graduate Loans
  - PLUS Loans: Grad PLUS and Parent PLUS**
  - Master Promissory Note (MPN)
  - Loan Entrance Counseling
  - Annual Student Loan Acknowledgment
  - PLUS Credit Counseling
  - Endorse a PLUS Loan
  - Appeal a Credit Decision
- Get a Grant
  - Pell Grants
  - TEACH Grants
- Tools and Calculators
  - Federal Student Aid Estimator
  - Loan Simulator

Then click on the application for Graduate/Professional Students:

**I am a Graduate or Professional Student**

Direct PLUS Loan Application for Graduate or Professional Students



The PLUS Loan Application allows you to:

- request a Direct PLUS Loan;
- change the amount of a Direct PLUS Loan you previously requested;
- authorize how the school may use your Direct PLUS Loan funds to pay for educational expenses.

Learn More

## I am a Graduate or Professional Student

William D. Ford Federal Direct Loan Program: Direct PLUS Loan Application

Use this application to



- request a Direct PLUS Loan;
- change the amount of a Direct PLUS Loan you previously requested; and
- authorize how the school may use your Direct PLUS Loan funds to pay for educational expenses.

[Preview a read-only version](#)

Start

OMB No. 1845-0103 • Form Approved  
Exp. Date 11/30/2023

## Step 1

## • School & Loan Info

- Select the correct award year for which you are applying.
- Complete the student information section.
- Check whether or not to authorize the school to use the funds for other educationally related charges.

Select a school to notify

U.S. Schools/U.S. Territory Schools

Non U.S. Schools

Choose a State

Type Response

Search School By Name

Type Response

Add a school using search or filter

- Select **“Indiana”** then select **“Trine University”** from the drop-down boxes and click **“Notify This School”**

- Select the loan amount you desire. Keep in mind when you specify your amount, the net amount applied to the students account will be **7.54%** less because of the origination fee.

Specify a reason for submitting this Direct PLUS Loan Application:

New (I am submitting a new Direct PLUS Loan Application).

Change (I am requesting a change to the loan amount specified in a previously submitted Direct PLUS Loan Application).

Select the Direct PLUS Loan Application you want to modify:

Previous Loan Reference Number and  
Loan Amount Requested

Type Response

- Specify the loan period and then click **“Continue”**.

## Step 2 & 3

## • Borrower Info & Review

- Complete Borrower Info section and then click **“Continue”**.

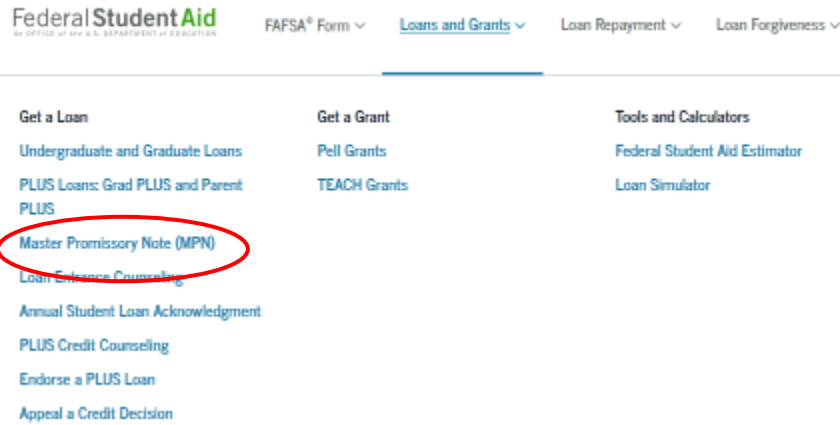
- Review all of your information for accuracy, and then click “Continue”.

## Step 4

## • Credit Check & Submit

- Read and review the important notices, check the appropriate boxes and click “Continue”.

If you are approved, and this is your first time using a Grad PLUS Loan, please move on to complete the Master Promissory Note (MPN) to finalize the loan. (If you have already had a Grad PLUS Loan and completed the MPN before, you are finished.)



To complete the MPN hover over “Loans and Grants” and click on “Master Promissory Note (MPN)”

**I'm a Graduate/Professional Student**

PLUS MPN or MPN for Subsidized/Unsubsidized Loans for Graduate/Professional Students

Find and use the MPN that you need as a graduate or professional degree student to borrow federal student loans. Graduate/professional students can be eligible for Direct Unsubsidized Loans, Direct PLUS Loans, or both. You need to complete an MPN for each loan type you intend to receive. You should request Direct Unsubsidized Loans up to your full eligibility before borrowing Direct PLUS Loans. [Learn More](#)

**Select MPN Type**

OMB No. 1845-0007 • Form Approved

Then click here to begin:

**MPN for Direct PLUS Loans**

Use this MPN for Direct PLUS Loans available to eligible graduate/professional students. You may also need to complete an MPN for Direct Unsubsidized Loans.

[Download PDF](#) | [Preview Read-Only](#)

**Start**

OMB No. 1845-0007 • Form Approved

## Step 5

## • Information

Complete the requested information such as address, driver's license number, employer, school information, etc.

## Step 6

### • References

Complete both (2) required references. NOTE: References must reside at **different** addresses. Click **“Continue”**.

## Step 7

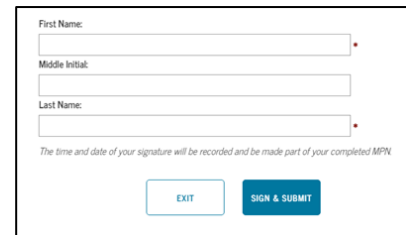
### • Review & Edit

Read and review reference information and make any necessary edits. Then click **“Continue”**.

## Step 8

### • Sign & Submit

The final step is to make sure all information is correct and then electronically sign the MPN. Your name must be exactly as you typed it when you applied for your FSA ID, this includes capitalization! Do this in the boxes at the bottom of the page. Scroll down to the bottom to electronically **“Sign”** and **“Submit”**.



The screenshot shows a form with three input fields: "First Name:", "Middle Initial:", and "Last Name:". Each field has a red asterisk to its right. Below the fields is a small line of text: "The time and date of your signature will be recorded and be made part of your completed MPN." At the bottom of the form are two buttons: "EXIT" and "SIGN & SUBMIT".

**You have completed your Direct Grad PLUS Master Promissory Note. Trine University will receive notification electronically within 5-7 business days. If after that point you receive notification we have not received the paperwork, please contact our offices at 800-347-4878.**