

A public charter with
a community school spirit & a private school vibe.



Our History

- ▶ Our Story
- ▶ Our Why, What, & How
 - ▶ Mission & Vision
- ▶ Data
- ▶ Our Model
- ▶ Budget Narrative





SQ Ely II
Founder &
Head of School



Nadia E. Miller
Chief of Operations



NaTanza Bratcher
Director of School Compliance



Mark Cassoday
Assistant Principal
of Instruction



Yalanda Graham
Director of Special Education


The Genius School leadership Team



Dr. Alicia Ramsey
Board Chair



Todd Finnell
Vice-Chair




Delano Robinson
Treasurer



Angela Dabney
Board Member



Ramon Morrison
Board Member



Autumn Smith
Board Member




Kellee Weston
Board Member



Terri Anderson
Board Member

The Genius School Board of Directors



EdWorkingPaper No. 22-521

Test Score Patterns Across Three COVID-19-impacted School Years

Megan Kuhfeld
NWEA
James Soland
University of Virginia
Karyn Lewis
NWEA

The COVID-19 pandemic has been a seismic and on-going disruption to K-12 schooling. Using test scores from

[npr](#) | [BlueNotes](#) | [Cardinal Compass](#) | [Facing Project](#) | [Ovalley Moment](#) | [Noticias en Español](#)

Indiana test results are stagnant for students, far behind pre-pandemic scores

By Dylan Peers McCoy, NPR News | Published on July 12, 2023 in [Communities](#), [Education](#), [Government](#)

The state standardized ILEARN tests are a measure of the enduring loss the pandemic took on student learning. — Eric Wetzel / WFTS

Indiana students remain far behind academically after the disruption caused by the global pandemic. About three out of 10 elementary and middle school students are considered proficient in both the state math and reading standards, according to newly released scores from the ILEARN assessment.

The results are largely stagnant [compared to last year](#). On the math exam, 40.9 percent of elementary and middle school children passed, 1.5 percentage points higher than 2022. In English language arts, 40.7 percent of students passed the exam, a dip of 0.5 percentage points.

Black students had minor gains in English language arts but remained substantially behind the state average. The passing rate was 19.7 percent, up 0.6 percentage points from last year.

EDUCATION

ILEARN 2023: Indiana students make little progress toward post-pandemic learning recovery

Indianapolis Star
Published 10:58 a.m. ET July 12, 2023 | Updated 1:53 p.m. ET July 12, 2023

[View Comments](#) [f](#) [t](#) [e](#)

New statewide standardized test results show that Indiana student proficiency rates remain relatively unchanged from last year's results, showing a slow path of recovery from Hoosier students' COVID disruptions.

The 2023 ILEARN scores, released Wednesday, showed that students gained slightly from last year's results when it came to math, going from a 39.4% proficiency rate last year to 40.9% students being at or above proficiency standards in math this year. But scores for English language arts dropped, going from 41.2% to 40.7% proficient in ELA standards.

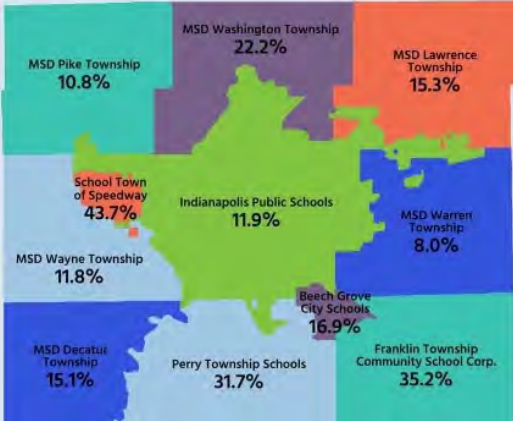
Students' combined proficiency rate for ELA and math was virtually unchanged, from 30.2% last year to 30.6% now.

All of the results are much lower than in 2019, the first time ILEARN was administered and before schools faced massive learning disruptions due to the COVID-19 pandemic starting the next year.

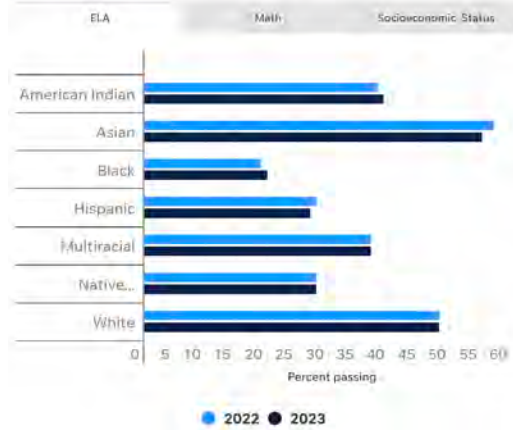
Our why

THE REALITY ...

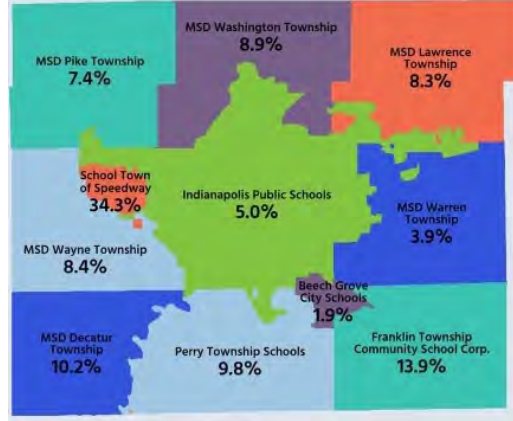
Overall Student Passing Rate on 2022 ILEARN by District in Marion County



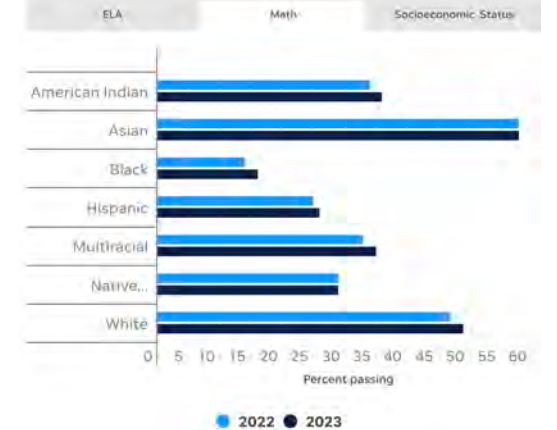
ILEARN results by ethnicity and socioeconomic status



Black Student Passing Rate on 2022 ILEARN by District in Marion County



ILEARN results by ethnicity and socioeconomic status



State of the State

Our How

VISION

The Genius School (TGS) vision is to enhance, engage and elevate the community through unleashing the inner genius.



MISSION

The mission of TGS is to provide the community with an accelerated learning institution that propels scholars academically, socio-emotionally, and culturally by utilizing a holistic curriculum that provides rich opportunities for enrichment, achievement, and increasing degrees of impact in every field of endeavor.



Presumptions & Assertions

- ✓ We assert that all have an inner genius waiting to be unleashed.
- ✓ We assert that all children can learn and grow academically despite circumstances.
- ✓ We assert that a strong and safe culture will drive academic success.
- ✓ We assert that scholars learn best in engaging, personalized, Socratic (Maieutic method) environments that are data driven and provide for maximum interaction with information by students and teachers.
- ✓ We assert that the application of neuroscientific research and culturally responsive pedagogy should be at the foundation of curriculum, instruction and school culture. We assert that a holistic program is necessary to inspire the deepest levels of academic and socio-emotional health and well-being.
- ✓ We assert that scholars will reach more of their potential when the family and community stakeholders are in harmony with school efforts, policies and initiatives.
- ✓ We assert that scholars must be exposed to and continually challenged by rigorous college/career prep school experiences at the pre-school level and beyond.
- ✓ We assert that project based-learning is most impactful when the project is community-centered, and utilizes the at large “community as the classroom.”

State of The Genius School

ELA Growth	Math Growth
2 out of 3 met growth goal	Approx. 3 out of 4 met growth goal
Half grew 2 years or more	1 out of 3 grew by 2 years or more

ELA Proficiency	Math Proficiency	Both
22% (36% 162 days)	14% (22% 162 days)	12% (22% 162 days)

****Note: KG as a cohort grew by 2 or more years in both ELA & Math

I-READ
83% of our 162-day students passed.

Surpassed all Mayor's Office goals



► TGS by comparison



	English	Math	English and Math
The Genius School	22.00%	14.00%	12.00%
IAA (21-22)	2.00%	4.00%	4.30%
Liberty Grove	2.00%	2.70%	1.40%
Indy STEAM	8.60%	7.80%	3.90%
OEI Schools			
Andrew J. Brown Academy	21.10%	22.20%	12.00%
Damar Charter Academy	4.90%	2.60%	2.60%
Emma Donnan Elementary	17.80%	16.30%	12.20%
Global Preparatory Academy	13.20%	13.20%	7.50%
Invent Learning Hub	22.00%	13.20%	8.80%
Matchbook Learning	10.80%	9.60%	5.70%
The Path School	8.50%	7.60%	4.00%
pilotED Schools	17.50%	20.60%	11.30%
Urban Act Academy	5.90%	2.00%	0.50%
Victory College Prep	32.00%	30.40%	19.00%
Irvington Community Schools	36.80%	26.50%	19.20%
KIPP Unite	9.70%	19.20%	7.30%
Enlace Academy	8.80%	7.70%	3.60%
Paramount Brookside	54.20%	57.90%	43.70%
Tindley Genesis	15.10%	4.10%	2.30%
Tindley Summit	11.50%	9.90%	5.90%
Vision Academy - Riverside	11.60%	9.50%	4.50%
INCSB Schools in Indy			
GVP	18.90%	9.20%	7.70%
PLA@93	9.70%	34.10%	8.80%
PLA@103	11.50%	13.50%	7.60%
PLA@48	13.10%	17.90%	8.30%
Ace Preparatory Academy	22.90%	30.10%	16.90%
Allegiant Preparatory Academ	15.90%	20.50%	6.80%
Christel House South	26.40%	22.90%	13.70%
Christel House West	14.20%	12.90%	6.10%
Circle City Prep	29.30%	35.30%	23.70%

The Genius School Network	Year 1 2025	Year 2 2026	Year 3 2027	Year 4 2028	Year 5 2029	At Capacity
Grade Levels Served	K-6	K-6	K-6	K-7	K-8	K-9
Total Enrollment	140	280	280	320	360	400



Growth Plan

The TGS Model

4 Pillars of Mastery

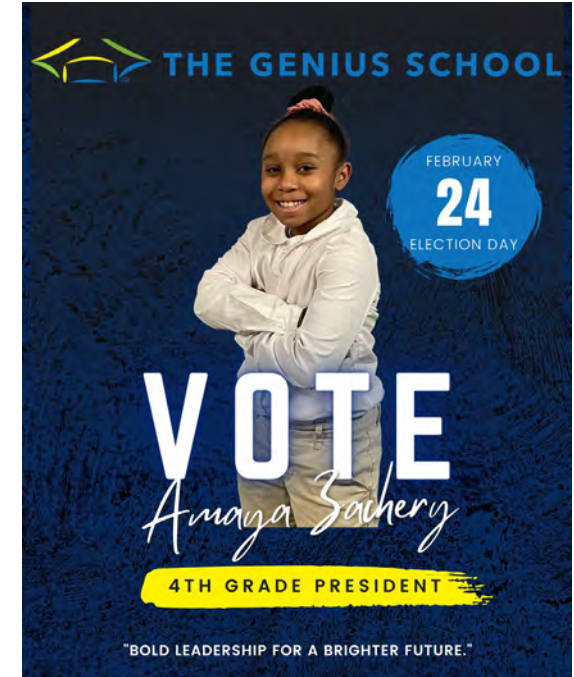
- ❖ Responsive Academics
- ❖ Habits of Success
- ❖ Excellence in Enrichment
- ❖ Unique School Culture & Community



Responsive Academics

- ❖ High Expectations for ALL
- ❖ Individualized Learning (Genius Groups)
- ❖ Personalized Learning (Individualized Genius Plan- IGP)





Habits of Success

- ❖ Character Development
- ❖ Personal Growth Goals
- ❖ Mental Training/Success Thinking
- ❖ Leadership Preparation: GAC
- ❖ Social Advocacy

Enrichment

- ❖ Project-Based Learning
- ❖ FusiK-MusIQ
- ❖ Martial Arts
- ❖ Rising Kings/Queens
- ❖ Yoga
- ❖ On the brink: \$Lit, Chess, Dance, Music, Art, Archery



Budget Narrative

The Genius School's budget was developed with a conservative view of enrollment, revenue and expenses. Competitive Grants & Philanthropic support will be sought to support the school's academic and general operations.

- Community engagement, marketing and school performance will support annual enrollment growth through year 6 expansion up to 9th grade.

- State basic funding is conservatively projected at current levels and assuming a 4% increase annually.

- Staffing is based on current average salaries and benefits plus an allowance for 2% annual increases.

- Staff ratios are based on 20 scholars per class.

- Facility lease costs are based on our current budget and experience as well as industry research.

- All expenses are aligned to available funding based on annual enrollment.



THE
SECRET
SAUCE



EDUCATION ONE
AT TRINE UNIVERSITY

